

Kirtane & Pandit LLP

Chartered Accountants
Fifth Floor, Gopal House
Opp. Harshal Hall, Above HDFC Ltd.
Karve Road, Pune 411038,
Maharashtra, India

PKF Sridhar & Santhanam LLP

Chartered Accountants
T8 & T9, Third Floor, Gem Plaza,
66, Infantry Road,
Bangalore 560001,
Karnataka, India

Independent Auditor's Report on Audit of Financial Results of Go Digit General Insurance Limited pursuant to Regulation 33 of the SEBI (Listing Obligations and Disclosure Requirements) Regulations, 2015 and IRDAI Circular reference: IRDAI/F&A/CIR/LFTD/027/01/2017 dated 30 January 2017

**To The Board of Directors of
Go Digit General Insurance Limited**

We have audited the accompanying financial results of Go Digit General Insurance Limited (the "Company") for the quarter and year ended 31 March 2026 as attached herewith (the "Results"), being submitted by the Company pursuant to the requirements of Regulation 33 of the Securities and Exchange Board of India ("SEBI") (Listing Obligations and Disclosure Requirements) Regulations, 2015, as amended including relevant circulars issued by the SEBI from time to time ("SEBI Listing Regulations") and Insurance Regulatory and Development Authority ("IRDAI" or "Authority") circular reference : IRDA /F&A /CIR/ LFTD/ 027 / 01/ 2017 dated 30 January 2017. These Results have been prepared on the basis of the financial statements as at and for the year ended 31 March 2026, which is a responsibility of the Company's management and have been approved by the Board of Directors on 28 April 2026.

Our responsibility is to express an opinion on these audited results based on our audit of such financial statements, which have been prepared in accordance with the recognition and measurement principles laid down in Accounting Standards specified under Section 133 of the Companies Act, 2013 (the "Act"), read with the Companies (Accounting Standard) Rules, 2021 including the relevant provisions of the Insurance Act, 1938 as amended, (the "Insurance Act"), the Insurance Regulatory and Development Authority Act, 1999 (the "IRDAI Act") and other accounting principles generally accepted in India, to the extent considered relevant and appropriate for the purpose of Results and which are not inconsistent with the accounting principles as prescribed in the IRDAI (Actuarial, finance and investment functions of insurers) Regulations, 2024 (the "IRDA Financial Statements Regulations") and orders/directions/circulars issued by the IRDAI, to the extent applicable.

We conducted our audit in accordance with the auditing standards generally accepted in India applicable to Insurance Companies. Those Standards require that we plan and perform the audit to obtain reasonable assurance about whether the Results are free of material misstatements. An audit includes examining, on a test basis, evidence supporting the amounts disclosed in Results. An audit also includes assessing the accounting principles used and significant estimates made by the management. We believe that our audit provides a reasonable basis for our opinion.

In our opinion and to the best of our information and according to the explanations given to us these Results:

- i) are prepared in accordance with the requirements of the SEBI Listing Regulations and IRDAI Circular reference number IRDA /F&A /CIR/ LFTD/ 027 / 01/ 2017 dated 30 January 2017 in this regard; and
- ii) give a true and fair view of the net profit and other financial information for the quarter and year ended 31 March 2026.

Other Matters

The actuarial valuation of liabilities in respect of Claims Incurred But Not Reported (the "IBNR"), Claims Incurred But Not Enough Reported (the "IBNER") and Premium Deficiency Reserve (the "PDR") is the responsibility of the Company's Appointed Actuary (the "Appointed Actuary"). The actuarial valuation of these liabilities, which are estimated using statistical methods as at 31 March 2026 has been duly certified by the Appointed Actuary and in his opinion, the assumptions considered by him for such valuation are in accordance with the guidelines and norms issued by the IRDAI and the Institute of Actuaries of India in concurrence with the IRDAI. We have relied upon the Appointed Actuary's certificate in this regard for forming our opinion on the valuation of liabilities for outstanding claims reserves and the PDR contained in the Results of the Company.



Kirtane & Pandit LLP
Chartered Accountants

PKF Sridhar & Santhanam LLP
Chartered Accountants

The Results include the financial results for the quarter ended 31 March 2026 being the balancing figure between the audited figures in respect of the full financial year and the reviewed year to date figures up to the third quarter of the financial year. The financial results include the financial results for the quarter ended 31 March 2025 being the balancing figure between the audited figures in respect of the full financial year and the reviewed year to date figures up to the third quarter of the previous financial year. Our opinion is not modified in respect of this matter.

For Kirtane & Pandit LLP
Chartered Accountants
ICAI Firm Registration No: 105215W/W100057



Suhrud Lele
Partner
Membership No. 121162
UDIN: 26121162I5EFKY8220



Date: 28 April 2026
Place: Bengaluru, India

For PKF Sridhar & Santhanam LLP
Chartered Accountants
ICAI Firm Registration No: 003990S / S200018



Seethalakshmi M
Partner
Membership No. 208545
UDIN: 26208545RET10F4703



Date: 28 April 2026
Place: Bengaluru, India

Go Digit General Insurance Limited

CIN: L66010PN2016PLC167410

Registered Office Address - 1 to 6 floors, Ananta One (AR One), Pride Hotel Lane, Narveer Tanaji Wadi, City Survey No.1579, Shivaji Nagar, Pune-411005

IRDAI Registration No. 158

Date of Registration with IRDAI - September 20, 2017

[Pursuant to the Regulation 33 of SEBI (Listing Obligations and Disclosure Requirements) Regulations, 2015 read with IRDAI Circular reference : IRDA/F&A/CIR/LFTD/027/01/2017 dated January 30, 2017]

Annexure-1

Statement of Audited Results for the Quarter and Year ended March 31, 2026

(Rs. in lakhs)

Sl. No.	Particulars	3 Months Ended / As at			Year ended / As at	Year ended / As at
		March 31, 2026	December 31, 2025	March 31, 2025	March 31, 2026	March 31, 2025
		Refer Note 6	Unaudited	Refer Note 6	Audited	Audited
OPERATING RESULTS						
1	Gross Premium Written:	2,73,566	2,90,918	2,57,638	11,29,409	10,28,214
2	Net Premium written ⁱ	2,11,322	2,14,820	2,03,378	8,32,133	8,23,081
3	Premium Earned (Net)	2,30,102	2,16,011	2,24,687	8,41,434	8,04,596
4	Income from investments (net) ⁱⁱ	34,136	33,739	28,406	1,31,274	1,10,910
5	Other income					
	(i) Contribution from Shareholders Funds towards Excess EOM (Refer Note 7)	46,873	-	32,401	46,873	32,401
	(ii) Contribution towards remuneration of MD/CEO/WTD/Other KMPs	18	17	6	80	23
	(iii) Others	42	2	18	62	22
6	Total income (3 to 5)	3,11,171	2,49,769	2,85,518	10,19,723	9,47,952
7	Commissions & Brokerage ⁱⁱⁱ	56,673	60,288	59,827	2,34,424	2,22,837
8	Net commission ⁱⁱⁱ	56,673	60,288	59,827	2,34,424	2,22,837
	Operating Expenses related to insurance business :					
	(a) Employees' remuneration and welfare expenses	9,162	9,522	5,647	36,828	32,152
9	(b) Other operating expenses :					
	i. Business Development & Sales Promotion Expenses	4,669	5,697	842	18,010	24,511
	ii. Other expenses	6,512	6,433	4,376	25,420	21,099
10	Premium Deficiency	-	-	-	-	-
	Incurring Claims ^{iv} :					
11	(a) Claims Paid	1,17,581	1,31,063	1,35,361	4,48,717	3,87,168
	(b) Change in Outstanding Claims (Incl. IBNR / IBNER)	55,479	25,610	36,559	1,64,585	1,98,728
12	Total Expense (8+9+10+11)	2,50,076	2,38,613	2,42,612	9,27,984	8,86,495
13	Underwriting Profit/ (Loss): (3-12)	(19,974)	(22,602)	(17,925)	(86,550)	(81,899)
14	Provisions for doubtful debts (including bad debts written off)	-	-	-	-	-
15	Provisions for diminution in value of investments	-	-	-	-	-
16	Operating Profit/(Loss): (6-12)	61,095	11,156	42,906	91,739	61,457
	Appropriations					
17	(a) Transfer to Profit and Loss A/c	61,095	11,156	42,906	91,739	61,457
	(b) Transfer to reserves					
NON-OPERATING RESULTS						
	Income in shareholders' account :					
18	(a) Transfer from Policyholders' Fund	61,095	11,156	42,906	91,739	61,457
	(b) Income from investments (net) ⁱⁱ	6,849	7,290	6,342	27,820	21,451
	(c) Other income	62	44	57	243	152
19	Expenses other than those related to insurance business	49,730	2,199	37,744	55,609	40,566
20	Provisions for doubtful debts (including bad debts written off)	1,024	-	-	1,024	-
21	Provisions for diminution in value of investments	-	-	-	-	-
22	Total Expense(19+20+21)	50,754	2,199	37,744	56,633	40,566
23	Profit / Loss before extraordinary items (18-22)	17,252	16,291	11,561	63,169	42,494
24	Extraordinary Items	-	-	-	-	-
25	Profit/ (loss) before tax (23-24)	17,252	16,291	11,561	63,169	42,494



Go Digit General Insurance Limited

CIN: L66010PN2016PLC167410

Registered Office Address - 1 to 6 floors, Ananta One (AR One), Pride Hotel Lane, Narveer Tanaji Wadi, City Survey No.1579, Shivaji Nagar, Pune-411005

IRDAI Registration No. 158

Date of Registration with IRDAI - September 20, 2017

[Pursuant to the Regulation 33 of SEBI (Listing Obligations and Disclosure Requirements) Regulations, 2015 read with IRDAI Circular reference : IRDA/F&A/CIR/LFTD/027/01/2017 dated January 30, 2017]

Annexure-1

Statement of Audited Results for the Quarter and Year ended March 31, 2026

(Rs. in lakhs)

Sl. No.	Particulars	3 Months Ended / As at			Year ended / As at	Year ended / As at
		March 31, 2026	December 31, 2025	March 31, 2025	March 31, 2026	March 31, 2025
		Refer Note 6	Unaudited	Refer Note 6	Audited	Audited
26	Provision for tax	2,310	2,282	-	8,734	-
27	Profit / (loss) after tax	14,942	14,009	11,561	54,435	42,494
	Dividend per share (₹)					
28	(a) Interim Dividend	-	-	-	-	-
	(b) Final dividend	-	-	-	-	-
29	Profit / (Loss) carried to Balance Sheet	14,942	14,009	11,561	54,435	42,494
30	Paid up equity capital	92,450	92,429	92,303	92,450	92,303
31	Reserve & Surplus (Excluding Revaluation Reserve) ^{vi}	3,71,635	3,55,765	3,14,237	3,71,635	3,14,237
32	Fair Value Change Account and Revaluation Reserve	4,503	40,291	24,830	4,503	24,830
33	Share application money pending allotment	-	12	-	-	-
34	Borrowings	35,000	35,000	35,000	35,000	35,000
	Total Assets:					
	(a) Investments:					
	- Shareholders' Fund	4,40,899	4,43,676	3,93,628	4,40,899	3,93,628
	- Policyholders' Fund	18,29,367	17,96,071	15,52,774	18,29,367	15,52,774
	(b) Other Assets (Net of current liabilities and provisions)	(17,66,678)	(17,16,250)	(14,80,032)	(17,66,678)	(14,80,032)
	Analytical Ratios^v:					
	(i) Solvency Ratio ^{va}	2.42	2.30	2.24	2.42	2.24
	(ii) Expenses of Management Ratio ^{vb}	41.9%	43.4%	39.0%	40.5%	39.0%
	(iii) Incurred Claim Ratio	75.2%	72.5%	76.5%	72.9%	72.8%
	(iv) Net retention ratio	77.2%	73.8%	78.9%	73.7%	80.1%
	(v) Combined ratio:	111.6%	110.7%	111.3%	110.7%	109.3%
	(vi) Earning per share ^v (Rs.) (Face value ₹ 10 per share)					
	(a) Basic and diluted EPS before extraordinary items (net of tax expense) for the period (not to be annualized)					
	Basic	1.62	1.52	1.25	5.89	4.65
	Diluted	1.61	1.51	1.25	5.88	4.62
	(b) Basic and diluted EPS after extraordinary items (net of tax expense) for the period (not to be annualized)					
	Basic	1.62	1.52	1.25	5.89	4.65
	Diluted	1.61	1.51	1.25	5.88	4.62
	(vii) NPA ratios:					
	a) Gross and Net NPAs	-	-	-	-	-
	b) % of Gross & Net NPAs	-	-	-	-	-
	(viii) Yield on Investments (Gross Of Tax) ^v					
	(a) Without unrealized gains	1.8%	1.9%	1.8%	7.4%	7.2%
	(b) With unrealised gains	0.2%	2.2%	1.8%	6.5%	7.6%
	(ix) Public shareholding					
	a) No. of shares	24,95,38,309	24,93,26,427	24,81,22,662	24,95,38,309	24,81,22,662
	b) Percentage of shareholding	27.0%	27.0%	26.9%	27.0%	26.9%
	c) % of Government holding (in case of public sector insurance companies)			Not Applicable		

Foot Notes:

- i Net of reinsurance (Including Excess of Loss Reinsurance ceded)
- ii Net of accretion/amortisation (including capital gains)
- iii. Commission is net of commission received on reinsurance ceded
- iv. Incurred claims are net of reinsurance recoveries
- v. Analytical ratios have been calculated as per definition given in IRDAI analytical ratios disclosures
- va. Solvency has been computed as at last day of the period
- vb. The Expenses of Management has been computed on the basis of Gross Direct Premium
- vi. Not Annualized for the periods / quarters
- vii Net of Debit balance in Profit & Loss account and includes ESOP Reserve




Annexure-II

[Pursuant to the Regulation 33 of SEBI (Listing Obligations and Disclosure Requirements) Regulations, 2015 read with IRDAI Circular reference : IRDA/F&A/CIR/LFTD/027/01/2017 dated January 30, 2017]

Segment Reporting for the Quarter and year ended March 31, 2026

(Rs. in lakhs)

Sl. No.	Particulars	3 Months Ended / As at			Year ended / As at	Year ended / As at
		March 31, 2026	December 31, 2025	March 31, 2025	March 31, 2026	March 31, 2025
		Refer Note 6	Unaudited	Refer Note 6	Audited	Audited
	Segment Income:					
	(A) Fire:					
	Net Premium Earned	3,638	3,629	4,173	11,511	11,926
	Income from Investments	784	749	597	2,958	2,231
	Other Income	1	-	-	2	-
	(B) Marine:					
	Net Premium Earned	347	203	619	379	978
	Income from Investments	17	19	32	70	57
	Other Income	-	-	-	-	-
	(C) Health including Personal Accident*					
	(i) Health Retail					
	Net Premium Earned	1,934	1,949	1,696	7,683	6,682
	Income from Investments	125	122	107	456	389
	Other Income	327	-	158	328	158
	(ii) Health Group, Corporate					
	Net Premium Earned	36,252	30,018	33,029	1,31,716	1,32,208
	Income from Investments	2,242	1,964	1,990	8,530	7,848
	Other Income	1,376	-	2,227	1,378	2,227
	(iii) Health Government Business					
	Net Premium Earned	317	4,677	8,902	19,021	26,508
	Income from Investments	292	225	(20)	1,294	1,018
	Other Income	1	-	-	1	-
	(D) Motor:					
	Net Premium Earned	1,49,973	1,51,155	1,37,331	5,92,308	5,42,405
	Income from Investments	29,446	29,623	25,147	1,13,477	95,845
	Other Income	44,878	19	29,597	44,954	29,618
	(E) Miscellaneous:					
	(i) Miscellaneous Retail					
	Net Premium Earned	3,064	2,865	2,621	11,219	9,442
	Income from Investments	257	259	192	1,024	765
	Other Income	347	-	440	348	440
	(ii) Miscellaneous Group, Corporate					
	Net Premium Earned	2,234	2,307	5,097	5,867	9,225
	Income from Investments	355	363	560	1,432	1,212
	Other Income	-	-	2	1	2



Annexure-II

[Pursuant to the Regulation 33 of SEBI (Listing Obligations and Disclosure Requirements) Regulations, 2015 read with IRDAI Circular reference : IRDA/F&A/CIR/LFTD/027/01/2017 dated January 30, 2017]

Segment Reporting for the Quarter and year ended March 31, 2026

(Rs. in lakhs)

Sl. No.	Particulars	3 Months Ended / As at			Year ended / As at	Year ended / As at
		March 31, 2026	December 31, 2025	March 31, 2025	March 31, 2026	March 31, 2025
		Refer Note 6	Unaudited	Refer Note 6	Audited	Audited
	(F) Crop:					
1	Net Premium Earned	32,343	19,208	31,219	61,730	65,222
	Income from Investments	620	415	(198)	2,035	1,546
	Other Income	1	-	-	1	-
2	Premium Deficiency					
	(A) Fire	-	-	-	-	-
	(B) Marine	-	-	-	-	-
	(C) Health including Personal Accident*	-	-	-	-	-
	(i) Health Retail	-	-	-	-	-
	(ii) Health Group , Corporate	-	-	-	-	-
	(iii) Health Government Business	-	-	-	-	-
	(D) Motor	-	-	-	-	-
	(E) Miscellaneous:	-	-	-	-	-
	(i) Miscellaneous Retail	-	-	-	-	-
	(ii) Miscellaneous Group, Corporate	-	-	-	-	-
	(F) Crop	-	-	-	-	-
	Segment Underwriting Profit/ (Loss):					
	(A) Fire	799	2,598	(67)	10,485	4,004
	(B) Marine	332	113	283	952	809
	(C) Health including Personal Accident*					
	(i) Health Retail	174	(409)	13	(607)	194
	(ii) Health Group , Corporate	(4,757)	1,206	2,148	(1,748)	(1,745)
	(iii) Health Government Business	1,403	(31)	372	2,506	289
	(D) Motor	(20,366)	(28,019)	(21,941)	(1,04,558)	(85,661)
	(E) Miscellaneous:					
	(i) Miscellaneous Retail	227	163	174	(204)	(2,207)
	(ii) Miscellaneous Group, Corporate	(318)	1,865	503	4,163	322
	(F) Crop	2,532	(88)	590	2,461	2,096
	Segment Operating Profit/(Loss):					
	(A) Fire	1,584	3,347	530	13,445	6,235
	(B) Marine	349	132	315	1,022	866
	(C) Health including Personal Accident*					
	(i) Health Retail	626	(287)	278	177	741
	(ii) Health Group , Corporate	(1,139)	3,170	6,365	8,160	8,330
	(iii) Health Government Business	1,696	194	352	3,801	1,307



Annexure-II

[Pursuant to the Regulation 33 of SEBI (Listing Obligations and Disclosure Requirements) Regulations, 2015 read with IRDAI Circular reference : IRDA/F&A/CIR/LFTD/027/01/2017 dated January 30, 2017]

Segment Reporting for the Quarter and year ended March 31, 2026

(Rs. in lakhs)

Sl. No.	Particulars	3 Months Ended / As at			Year ended / As at	Year ended / As at
		March 31, 2026	December 31, 2025	March 31, 2025	March 31, 2026	March 31, 2025
		Refer Note 6	Unaudited	Refer Note 6	Audited	Audited
4	(D) Motor	53,958	1,623	32,803	53,873	39,802
	(E) Miscellaneous:					
	(i) Miscellaneous Retail	831	422	806	1,168	(1,002)
	(ii) Miscellaneous Group, Corporate	37	2,228	1,065	5,596	1,536
	(F) Crop	3,153	327	392	4,497	3,642
	Segment Technical Liabilities:					
	Unexpired Risk Reserve- Net					
	(A) Fire	10,342	12,863	11,555	10,342	11,555
	(B) Marine	195	225	371	195	371
	(C) Health including Personal Accident*					
	(i) Health Retail	4,060	4,122	3,890	4,060	3,890
	(ii) Health Group, Corporate	47,900	49,168	57,286	47,900	57,286
	(iii) Health Government Business	-	-	7,906	-	7,906
	(D) Motor	3,05,176	3,12,012	2,91,279	3,05,176	2,91,279
5	(E) Miscellaneous:					
	(i) Miscellaneous Retail	5,865	5,809	5,297	5,865	5,297
	(ii) Miscellaneous Group, Corporate	4,346	4,719	9,633	4,346	9,633
	(F) Crop	32	7,778	-	32	-
	Outstanding Claims Reserves Including IBNR & IBNER- Net					
	(A) Fire	17,794	16,689	14,515	17,794	14,515
	(B) Marine	484	463	660	484	660
	(C) Health including Personal Accident*					
	(i) Health Retail	1,614	1,801	1,222	1,614	1,222
	(ii) Health Group, Corporate	32,784	26,015	38,729	32,784	38,729
	(iii) Health Government Business	14,492	15,456	10,721	14,492	10,721
	(D) Motor	9,78,900	9,41,848	8,18,323	9,78,900	8,18,323
	(E) Miscellaneous:					
	(i) Miscellaneous Retail	7,655	7,608	5,952	7,655	5,952
(ii) Miscellaneous Group, Corporate	9,639	9,714	11,553	9,639	11,553	
(F) Crop	27,474	15,763	24,576	27,474	24,576	

Footnotes:

1 Segments include : (A) Fire, (B) Marine, (C) Health including Personal Accident - (i) Health Retail, (ii) Health Group/Corporate, and (iii) Health Government Schemes, (D) Motor, (E) Miscellaneous - (i) Retail, (ii) Group / Corporate, (F) Crop Insurance

*Includes Travel Insurance



Notes forming part of financial results

1	The audited financial results for the year ended March 31, 2026 have been reviewed by the Audit Committee and approved by the Board of Directors at their respective meetings held on April 28, 2026 and has been audited by joint statutory auditors.
2	Refer Enclosure - I for Balance Sheet
3	Refer Enclosure - II for Receipts & Payments account
4	During the quarter and year ended March 31, 2026, the Company has allotted 2,11,882 equity shares and 14,73,097 equity shares respectively of face value of ₹ 10 each pursuant to exercise of employee stock options. (For the quarter ended December 31, 2025, 939,029 equity shares were allotted, for the quarter and year ended March 31, 2025, 7,81,354 equity shares and 65,01,236 shares respectively were allotted of face value of ₹ 10 each). Additionally, during the year ended March 31, 2025, the company had issued and allotted 4,13,60,294 equity shares of face value of ₹ 10 each pursuant to its Initial Public Offering, in accordance with applicable SEBI (Issue of Capital and Disclosure Requirements) Regulations, 2018.
5	In view of the seasonality of the Industry, the financial results for the quarters are not indicative of the full year's expected performance.
6	The financial results also include the results for the quarter ended March 31, 2026 being the balancing figure between the unaudited figures in respect of the year to date financial results for the period April 1, 2025 to December 31, 2025 and the audited figures for the year ended March 31, 2026. Similarly, financial results also include the results for the quarter ended March 31, 2025 being the balancing figure between the unaudited figures in respect of the year to date financial results for the period April 1, 2024 to December 31, 2024 and the audited figures for the year ended March 31, 2025.
7	The Company's expenses relating to the insurance business are in excess of regulatory limits, as specified in IRDAI (Expenses of Management, including commission of Insurers) Regulations, 2024, for the year ended March 31, 2026. Hence, the Company will submit requisite information to the Authority for the financial year ended March 31, 2026, seeking forbearance in accordance with the provisions outlined in the regulations.
8	The Government of India has notified new Labour Code viz Code on wages 2019, Code on Social Security 2020, Industrial Relation Code 2020, and Occupational Safety, Health and Working Condition Code 2020 (collectively referred to as the New Labour Codes). These Codes have been made effective from November 21, 2025. The Company reassessed its employee benefit obligations based on the revised definition of wages and expanded eligibility criteria. An incremental gratuity expense of ₹ 733 lakhs was recognized as past service cost during the year ended March 31, 2026, reducing profit and increasing gratuity obligations. As of March 31, 2026, unrecognized past service cost relating to gratuity obligations amounted to ₹ 196 lakhs.
9	The Board of Directors at its meeting held on December 19, 2025 have approved the scheme of amalgamation amongst Go Digit Infoworks Services Private Limited ("Transferor Company") and the Company and their respective shareholders under Sections 230 to 232 of the Companies Act, 2013 as may be applicable and the rules framed thereunder ("Scheme"). The Scheme is subject to, inter alia, receipt of approvals from the shareholders and creditors of the Company, as may be directed by the National Company Law Tribunal, Mumbai Bench, BSE Limited, National Stock Exchange of India Limited, Securities and Exchange Board of India ("SEBI"), Insurance Regulatory and Development Authority of India ("IRDAI"), Competition Commission of India and approval of other regulatory or statutory authorities as may be required. As per the Scheme, the Appointed Date and the Effective Date is the same.
10	Figures of the previous period have been re-grouped wherever necessary, to conform to the current year presentation.


Jasleen Kohli

Jasleen Kohli
Managing Director and
Chief Executive Officer
DIN - 07634112
Place: Bengaluru, India
Date: April 28, 2026



Other Disclosures*		
Status of Shareholders Complaints for the quarter ended March 31, 2026		
Sr No	Particulars	Number
1	No. of Investor complaints pending at the beginning of period	Nil
2	No. of Investor complaints during the period	Nil
3	No. of Investor complaints disposed off during the period	Nil
4	No. of Investor complaints remaining unresolved at the end of period	Nil

* The above disclosure is not required to be audited



Go Digit General Insurance Limited

Enclosure I - Balance sheet

IRDAI Registration No. 158

Date of Registration with IRDAI - September 20, 2017



Balance Sheet as on March 31, 2026

₹ in Lakhs

Particulars	As on	As on
	March 31, 2026	March 31, 2025
	Audited	Audited
Sources of Funds		
Share Capital	92,450	92,303
Share application money pending allotment	-	-
Reserves and Surplus	3,71,635	3,44,107
Fair Value Account Change		
Shareholder's Funds	2,170	22,228
Policyholder's Funds	2,333	2,602
Borrowings	35,000	35,000
Total	5,03,588	4,96,240
Application of Funds		
Investments		
Shareholders	4,40,899	3,93,628
Policyholders	18,29,367	15,52,774
Loans	-	-
Fixed Assets	15,688	16,156
Deferred Tax Assets (net)	176	-
Current Assets		
Cash and Bank Balances	21,915	23,905
Advances and Other Assets	1,87,181	1,59,631
Sub Total (A)	2,09,096	1,83,536
Deferred Tax Liability (net)	-	-
Current Liabilities	16,11,380	12,90,406
Provisions	3,80,258	3,89,318
Sub Total (B)	19,91,638	16,79,724
Net Current Assets (A)-(B)	(17,82,542)	(14,96,188)
Miscellaneous expenditure (to the extent not written off or adjusted)	-	-
Debit Balance in Profit and Loss Account	-	29,870
Total	5,03,588	4,96,240

For and on behalf of the Board

Jasleen Kohli
Jasleen Kohli
Managing Director and
Chief Executive Officer
DIN - 07634112
Place: Bengaluru, India
Date: April 28, 2026



Go Digit General Insurance Limited

Enclosure II-Receipts and payments account


IRDAI Registration No. 158

Date of Registration with IRDAI - 20 Sep 2017

Receipts and payments account for the year ended March 31, 2026


₹ in Lakhs

Particulars	For the year ended	For the year ended
	March 31, 2026	March 31, 2025
	Audited	Audited
Cash flows from operating activities		
Premium received from policyholders, including advance receipts	12,36,034	10,36,342
Payments to / from re-insurers, net of commission and claims	(4,906)	(34,839)
Payments to / from co-insurers, net of claims	10,990	4,824
Payments of claims	(4,78,180)	(3,63,856)
Payments of commission and brokerage, net	(3,54,827)	(2,83,278)
Payments of other operating expenses, net	(93,088)	(1,09,855)
Deposits, advances and staff loans, net	(176)	(594)
Income taxes paid, net	(8,091)	-
Goods and services tax paid, net	(1,05,187)	(88,341)
Cash flows before extraordinary items	2,02,569	1,60,403
Cash flows from extraordinary items	-	-
Net cash flows from operating activities (A)	2,02,569	1,60,403
Cash flows from investing activities		
Purchase of fixed assets	(1,723)	(1,780)
Proceeds from sale of fixed assets	29	42
Purchase of investments	(6,77,609)	(10,29,497)
Sale of investments	3,20,305	6,54,088
Loans disbursed	-	-
Repayments received	-	-
Rent / Interests / Dividend received	1,35,855	1,09,769
Investment in money market instruments and liquid mutual funds, net	21,255	(16,028)
Expenses related to investments	(30)	(337)
Net cash flows from investing activities (B)	(2,01,918)	(2,83,743)
Cash flows from financing activities		
Proceeds from issue of share capital, net of share issue expenses	603	1,12,108
Proceeds from borrowings	-	-
Repayments of borrowings	-	-
Interest / dividends paid	(3,413)	(2,904)
Net cash flows from financing activities (C)	(2,810)	1,09,204
Effect of foreign exchange rates on cash and cash equivalents, net	-	-
Net increase in cash and cash equivalents (A+B+C)	(2,159)	(14,136)
Cash and cash equivalents at the beginning of the year	21,443	35,579
Cash and cash equivalents at the end of the year	19,284	21,443
Add: Deposits Accounts - Others	2,631	2,462
Balance As per Cash & Bank Balances	21,915	23,905



For and on behalf of the Board

Jasleen Kohli
 Jasleen Kohli
 Managing Director and
 Chief Executive Officer
 DIN - 07634112
 Place: Bengaluru, India
 Date: April 28, 2026




B. STATEMENT ON DEVIATION OR VARIATION FOR PROCEEDS OF PUBLIC ISSUE, RIGHTS ISSUE, PREFERENTIAL ISSUE, QUALIFIED INSTITUTIONS PLACEMENT ETC- Not Applicable

C. FORMAT FOR DISCLOSING OUTSTANDING DEFAULT ON LOANS AND DEBT SECURITIES

S.NO.	Particulars	(Rs. in lakhs)
1	Loans / revolving facilities like cash credit from banks	-
A	Total amount outstanding as on date	-
B	Of the total amount outstanding, amount of default	-
2	Unlisted debt securities i.e. NCDs and NCRPS	
A	Total amount outstanding as on date	-
B	Of the total amount outstanding, amount of default	-
3	Total financial indebtedness of the listed entity	-

D. FORMAT FOR DISCLOSURE OF RELATED PARTY TRANSACTIONS (applicable only for half-yearly filings i.e 2nd and 4th quarter)

E. STATEMENT ON IMPACT OF AUDIT QUALIFICATIONS (FOR AUDIT REPORT WITH MODIFIED OPINION) SUBMITTED ALONG-WITH ANNUAL AUDITED FINANCIAL RESULTS (Standalone and Consolidated separately) (applicable only for Annual Filing i.e., 4th quarter)



Date: 28th April 2026

To,
BSE Limited
Phiroze Jeejeebhoy Towers,
Dalal Street, Fort, Mumbai – 400 001
BSE Scrip Code: 544179

To,
National Stock Exchange of India Limited
Exchange Plaza, C-1, Block G, Bandra Kurla
Complex, Bandra (East), Mumbai – 400 051
NSE Symbol: GODIGIT

Subject: Declaration of unmodified opinion on the Audited Financial Results of the Company

Dear Sir/Madam,


Pursuant to the provisions of Regulation 33(3)(d) of the SEBI Listing Regulations, we confirm that the Joint Statutory Auditors of the Company viz. PKF Sridhar and Santhanam LLP, Chartered Accountants (Firm Registration Number 003990S/ S200018) & Kirtane and Pandit LLP, Chartered Accountants (Firm Registration Number 105215W/ W100057) has issued an Audit Report with unmodified opinion on the Audited Financial Results of the Company for the financial year ended 31st March 2026.

We request you to kindly take the above intimation on record.

Thanking you,

Yours sincerely,

For **Go Digit General Insurance Limited**



Ravi Khetan
Chief Finance Officer